


Oberbank

Investor Presentation

January 2025

COMPANY PROFILE



FACT SHEET OBERBANK

Oberbank: Facts & Figures



Staff (FTEs)
2,155



Receivables from
customers
20.07 billion



Primary funds
19.12 billion



Number of branches
178

7th largest bank in Austria

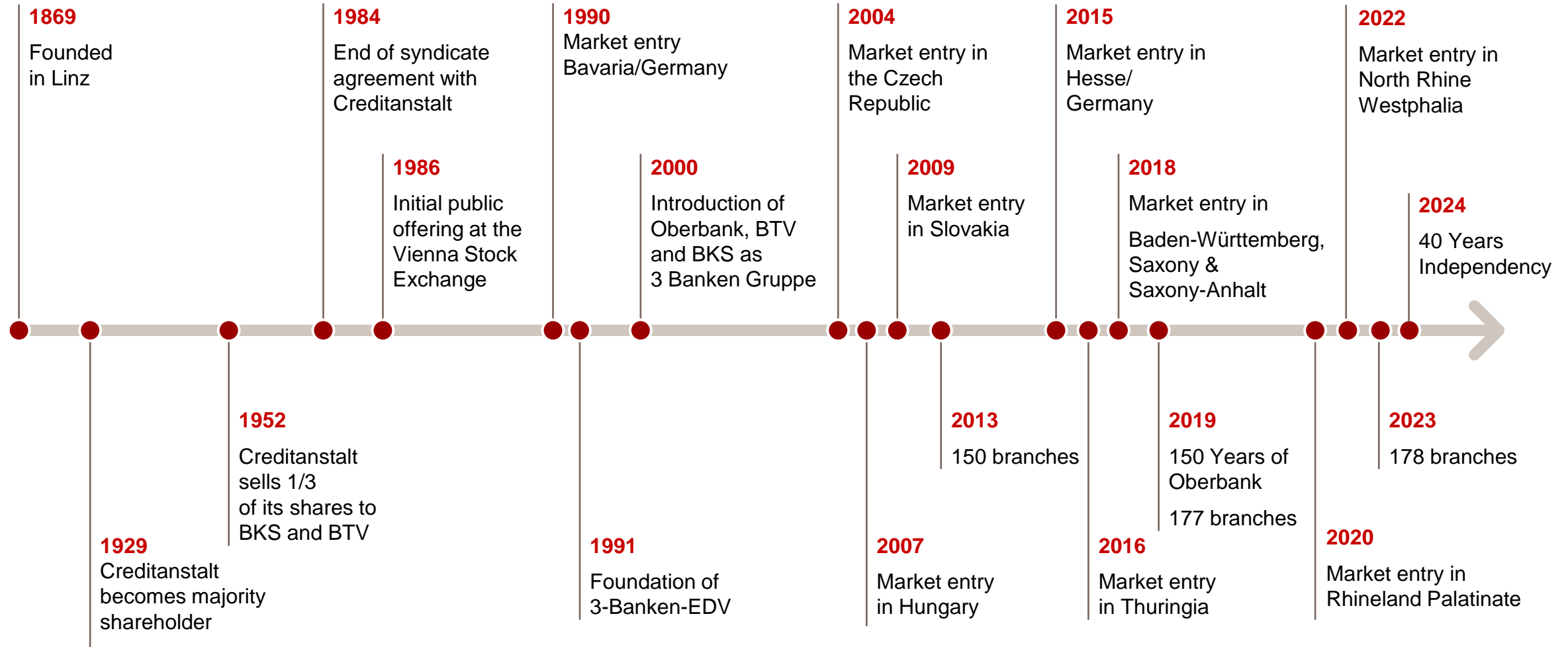
| | Bank | Total assets |
|---|--|---------------------|
| 1 | ERSTE Group Bank AG | 337.2 billion |
| 2 | Raiffeisen Bank International AG | 198.2 billion |
| 3 | Bank Austria Member of UniCredit UniCredit Bank Austria AG | 102.8 billion |
| 4 | BAWAG P.S.K. AG | 55.5 billion |
| 5 | Raiffeisenlandesbank OÖ AG | 47.8 billion |
| 6 | Raiffeisenlandesbank NÖ-Wien AG | 36.3 billion |
| 7 | Oberbank Oberbank AG | 27.8 billion |
| 8 | Raiffeisen-Landesbank Steiermark AG | 16.8 billion |
| 9 | HYPO NOE Gruppe | 15.6 billion |

As of 31.12.2023

Source: Oberbank AG, Annual Report 2023 | Annual Reports of the respective institutions as of 31.12.23 | Values in EUR



INDEPENDENCE DEVELOPED OVER YEARS



As of: 31. December 2023



5 COUNTRIES – 175 BRANCHES – ONE OBERBANK



Source Oberbank AG
As of: 30.09.2024



RATING OVERVIEW OF OBERBANK

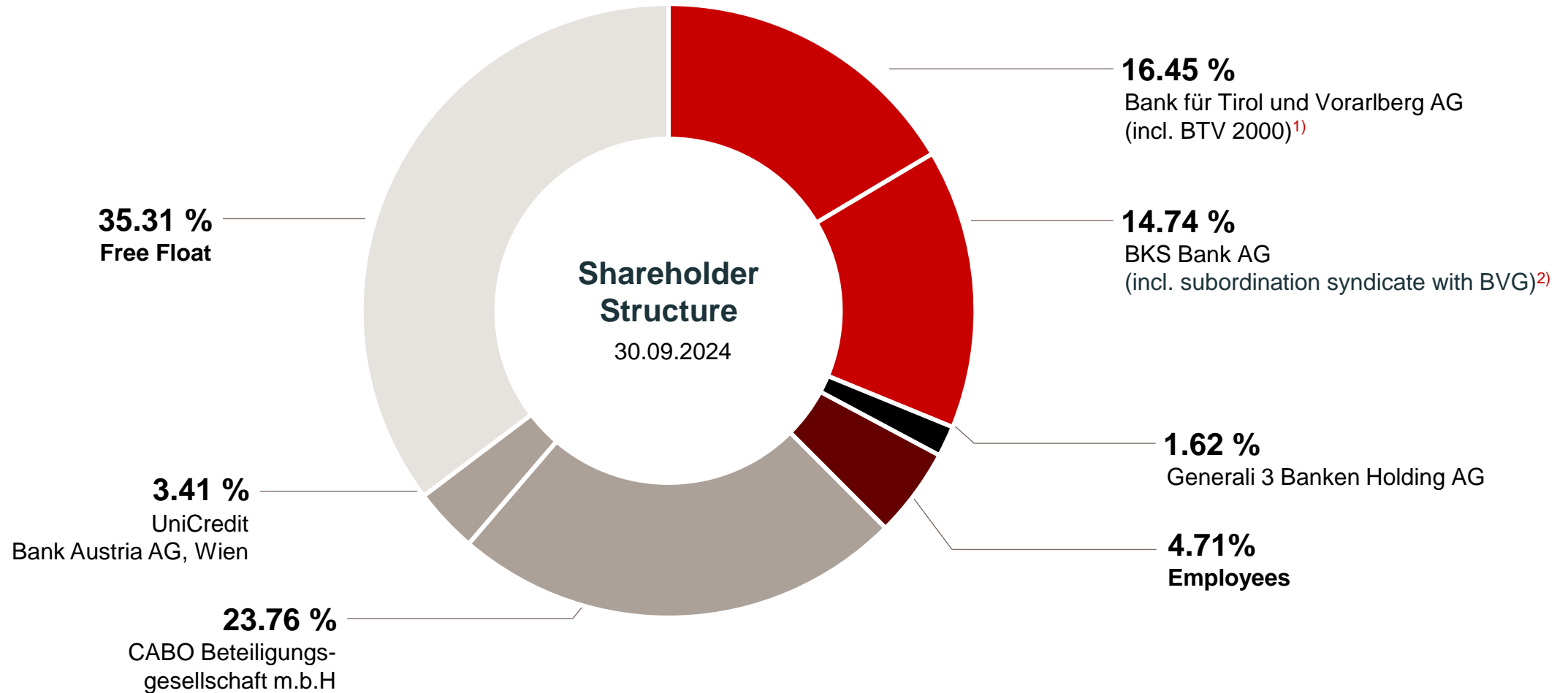
Rating by Standard & Poor's

| | Credit rating | Outlook |
|----------------------------|---------------|---------|
| Long-term issuer rating | A | stable |
| Short-term issuer rating | A-1 | |
| Mortgage-backed cover pool | AAA | stable |

Source: Standard & Poor's
As of: 19.03.2024 Issuer rating; 08.04.2024 Transaction Update: Oberbank AG (Mortgage Covered Bond Program)



SHAREHOLDER STRUCTURE ENSURES AUTONOMY

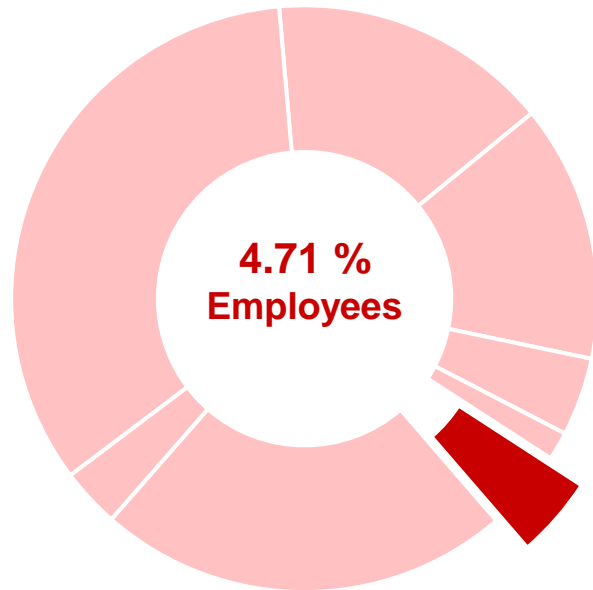


¹⁾ BTV 2000 Beteiligungsverwaltungsgesellschaft m.b.H. ("BTV 2000"), a wholly owned subsidiary of Bank für Tirol und Vorarlberg Aktiengesellschaft, holds 2.62% of Oberbank AG.

²⁾ Beteiligungsverwaltung Gesellschaft m.b.H. ("BVG") holds 0.58% in Oberbank AG



WE HAVE ONE OF THE OLDEST EMPLOYEE PARTICIPATION PROGRAMMES IN AUSTRIA



4.71 %

of shares belong to
Oberbank's own
employees

**~ EUR 233
million**

invested by employees

since 1994

one of the oldest
employee participation
schemes

~ 3,550

employees hold shares



**Employee Foundation
(Mitarbeiterstiftung)**



**special offers for
employees**

Source: Oberbank AG
As of: 30.09.2024



BUSINESS MODEL



Portfolio

~ 59,000

Corporate & Business Customers

~ 274,000

Retail Customers



Business Finance

Export & investment finance

Documentary business & guarantees

(Structured) finance, private equity, mezzanine capital, leasing

Risk Mgmt.

Interest rate & currency management

Business investments & pension plans

Payment services

Payment services & cash management

Real estate finance & subsidised loans

Private banking & asset management

Accounts & Cards

Retirement provisioning


Consumer loans & vehicle leasing

Savings deposits

Source: Oberbank AG, Annual Report per 31.12.2023



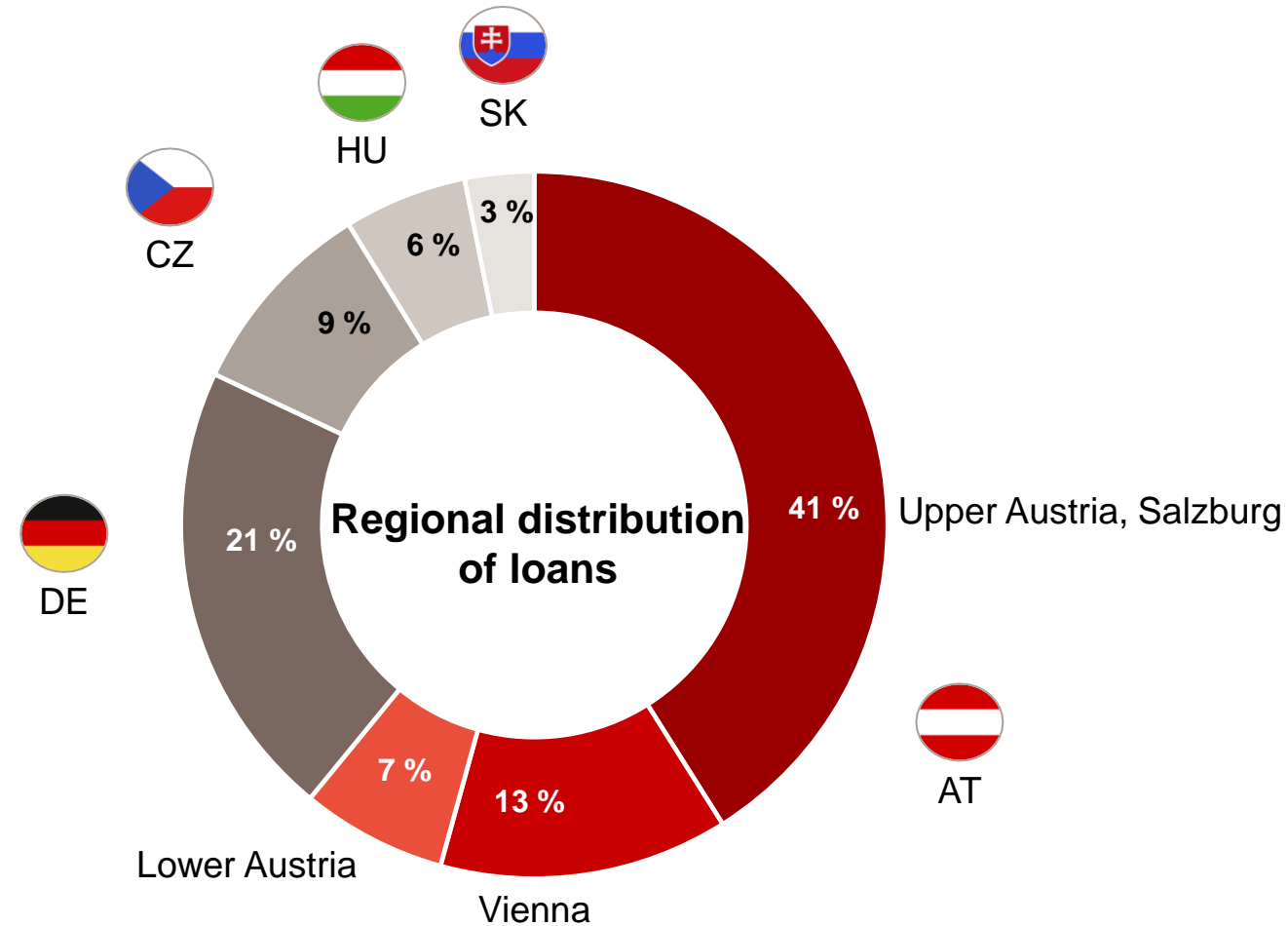
EXPANSION ALSO REFLECTED IN THE DEVELOPMENT OF LENDING VOLUME



Source: Oberbank AG, Annual Reports 2015 to 2023
Amounts in billion €



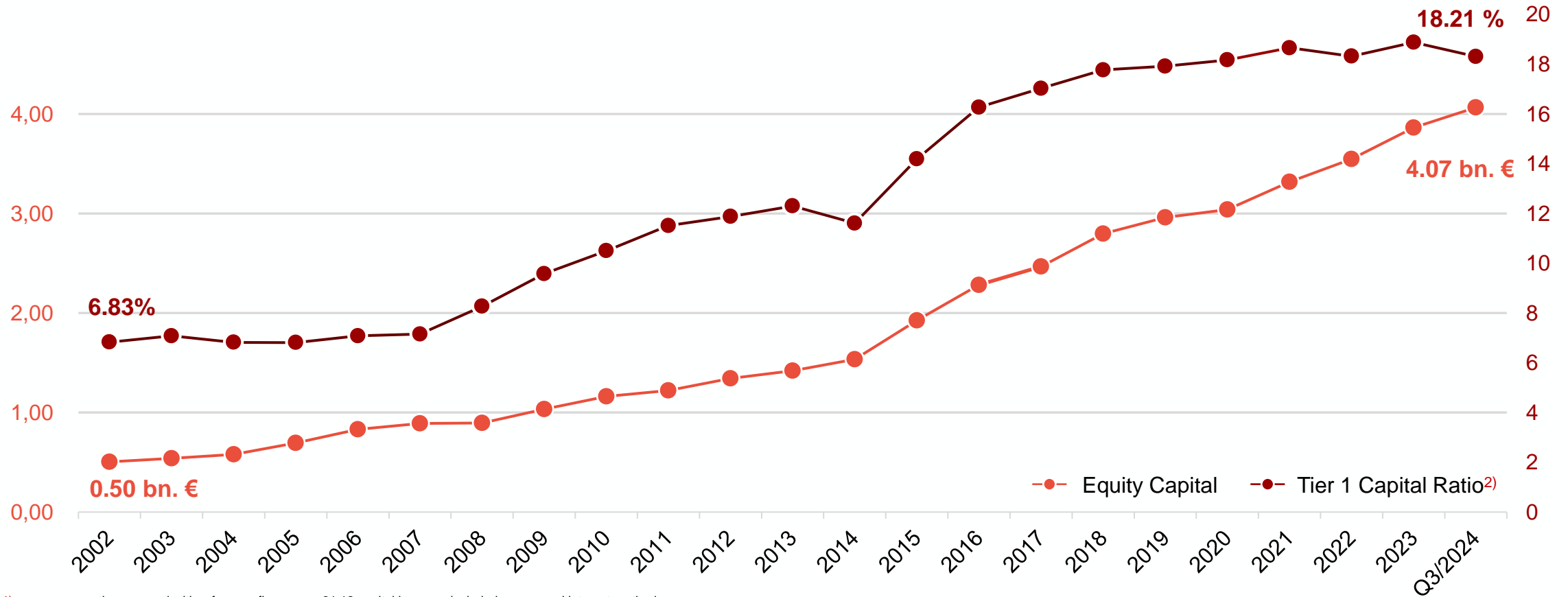
DISTRIBUTION OF LOANS REFLECTS THE REGIONAL FOCUS



Source: Oberbank AG
As of 30.09.2024



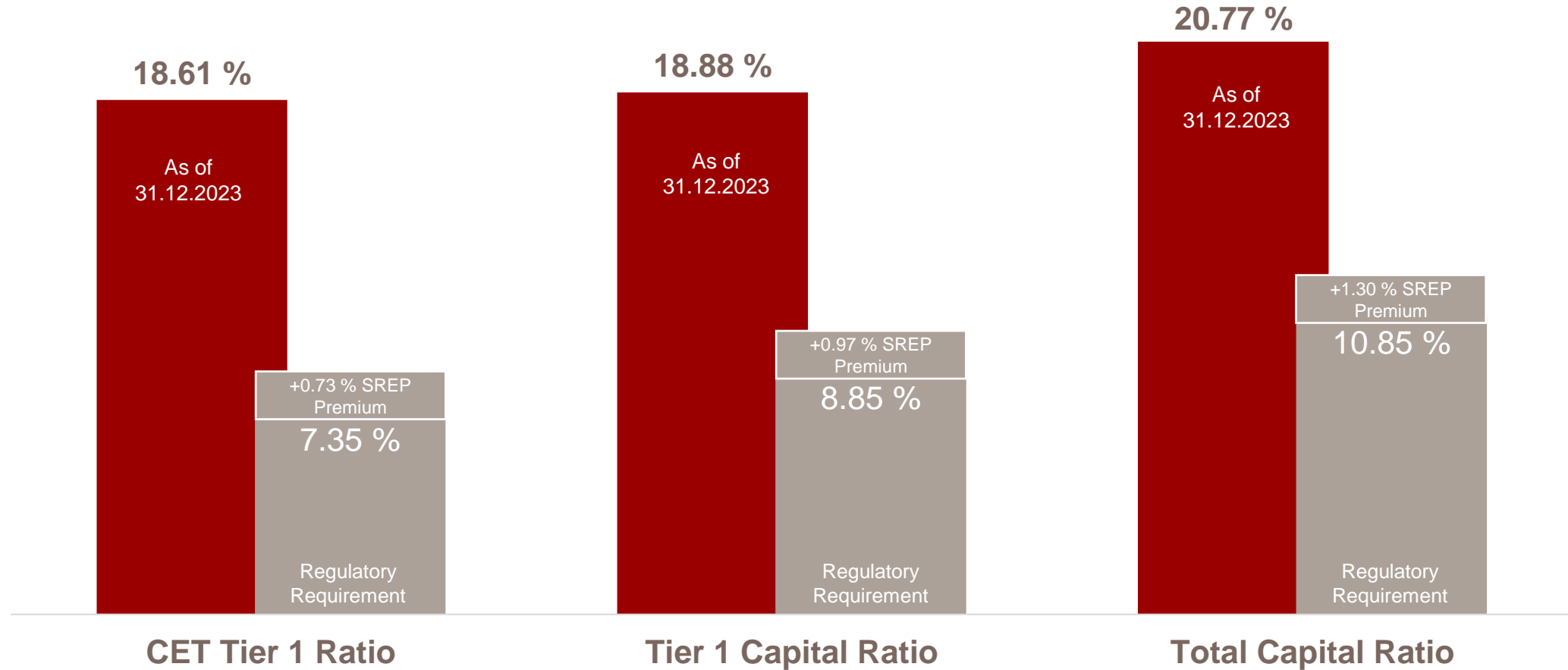
EQUITY INCREASED STEADILY OVER THE PAST YEARS



1) average growth compared with reference figures per 31.12 capital increase included; compound interest method
 2) Tier 1 Capital Ratio according to Basel I (until 2007), Basel II (2008-2013) and Basel III (since 2014)
 3) Source: Oberbank AG, Shareholder Reports 2002 – 2023, Oberbank Shareholder Report 30.09.2024



WE MEET THE STATUTORY CAPITAL REQUIREMENTS



Source: Oberbank Annual Report 31.12.2023;
As of 31.12.2023



OBERBANK'S STRATEGIC INVESTMENT PORTFOLIO

Financial and Insurance companies

Industrial Sector

BTV VIER
LÄNDER
BANK

BKS Bank

3 Banken-Generali
Investment-Gesellschaft m.b.H.



voestalpine

ENERGIE AG
Oberösterreich

LENZING

Linz Textil

Source: Oberbank AG
As of 31.12.2023



RESULTS Q3 2024: RESPECTABLE RESULTS DESPITE TURBULENCES IN GLOBAL ECONOMY

Profit before Tax

394.4 mn. €

-15.0 mn.¹⁾

RoE before Tax

13.28 %

-1.51 %-P.¹⁾

Cost-Income-Ratio

40.34 %

+1.51 %-P.¹⁾

Risk-Earning-Ratio

8.23 %

+3.45 %-P.¹⁾

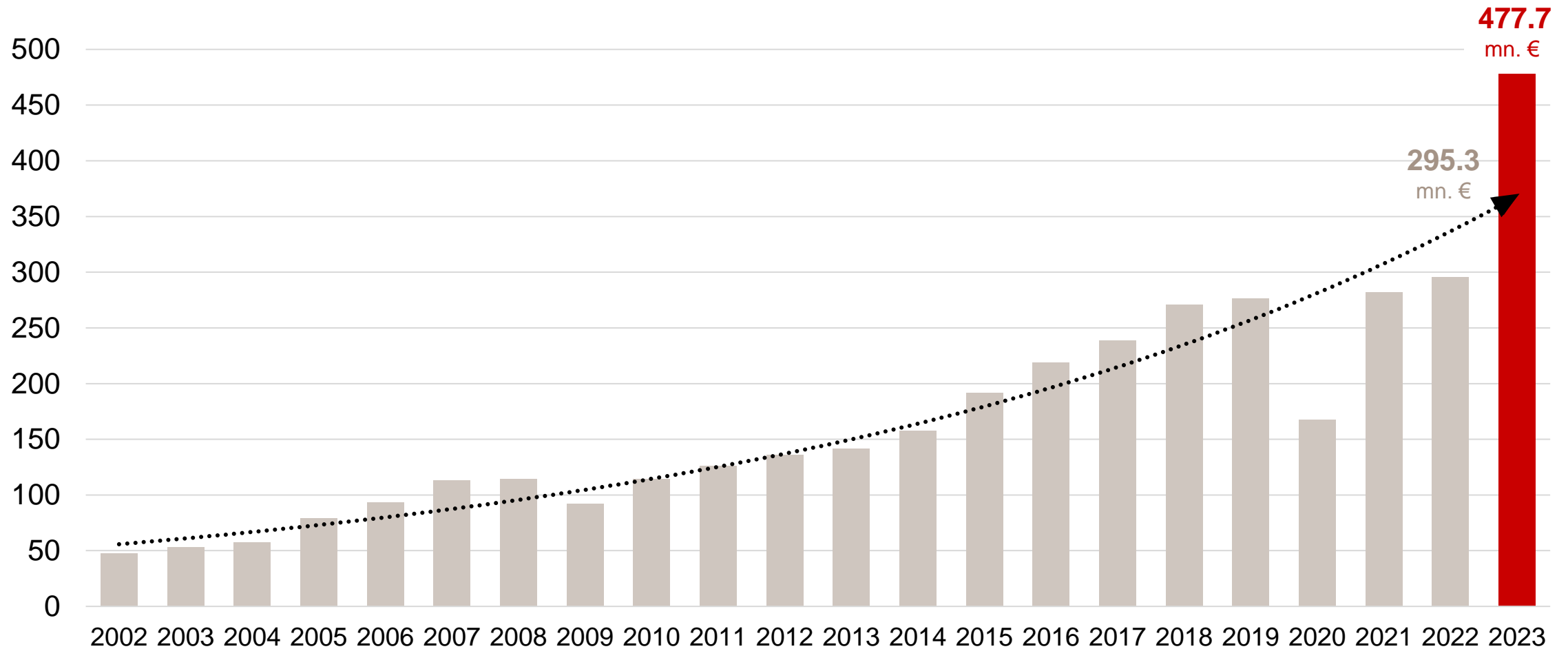
September 30,
2024

Source: Oberbank AG

¹⁾ Reference figures: September 30, 2023



PROFIT BEFORE TAX IN A LONG-TERM COMPARISON

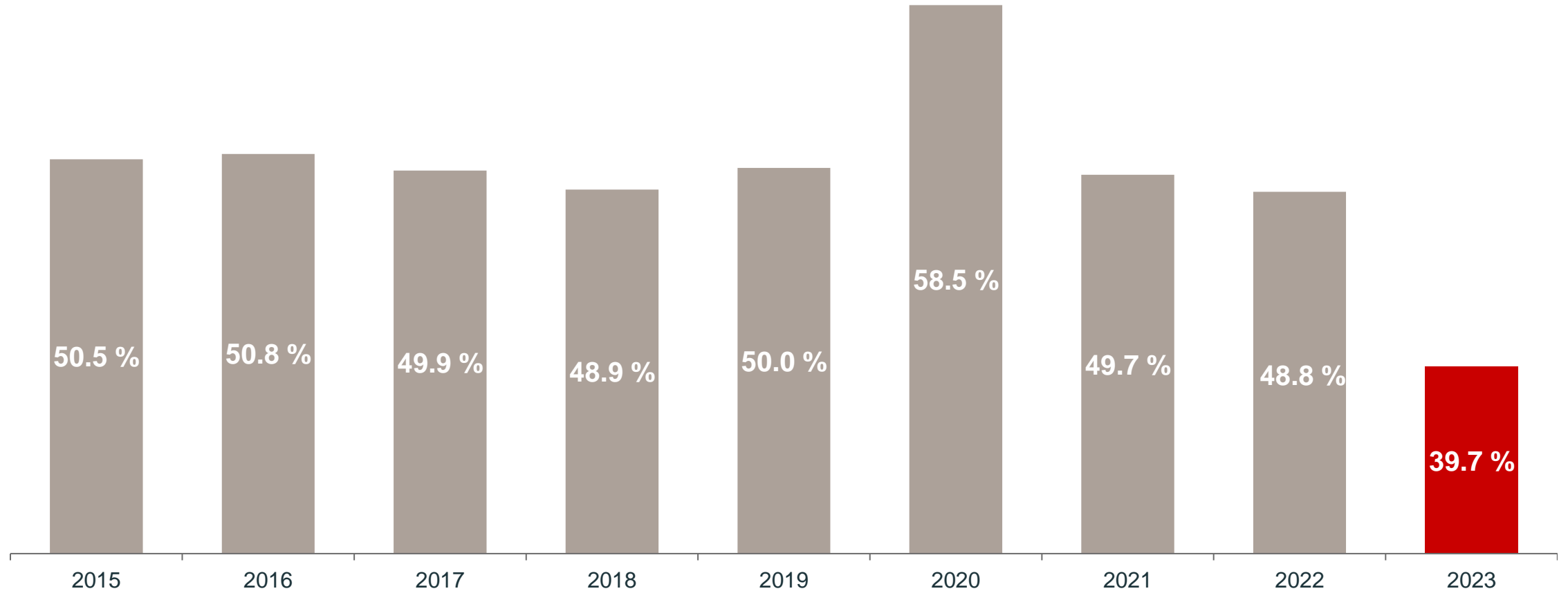


Source: Oberbank AG, Shareholder Reports 2002 – 2023



STABLE COST STRUCTURE

Cost-Income-Ratio (CIR)



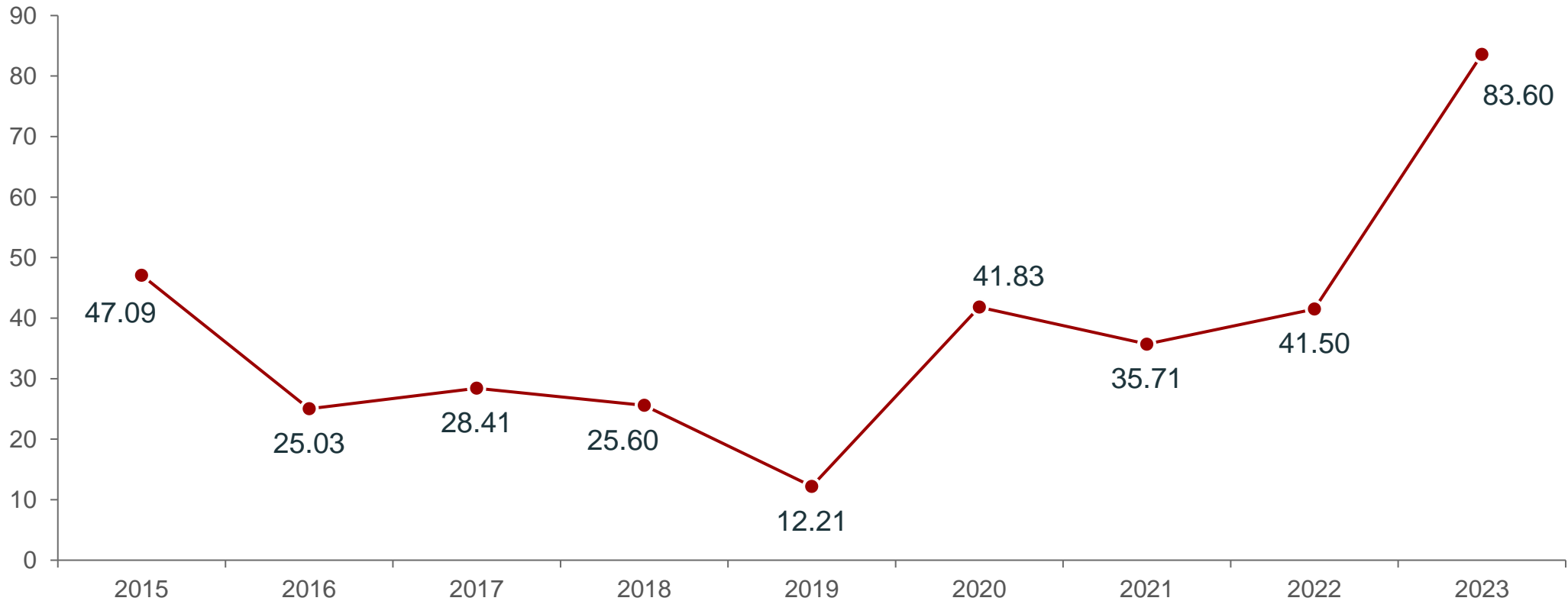
Source: Oberbank AG, Annual Reports 2015 – 2023
As of 31.12.



LOAN LOSS PROVISIONS

Charges for losses on loans and advances
(in mn €)

| Risk Indicators | 2018 | 2019 | 2020 | 2021 | 2022 | 2023 |
|-------------------------------|--------|--------|--------|--------|--------|--------|
| NPL-Ratio gross ¹⁾ | 2.43 % | 1.96 % | 2.05 % | 1.96 % | 2.49 % | 3.55 % |




Source: Oberbank AG, Annual Reports 2015 – 2023;
As of 31.12.
¹⁾ annual publication



OBERBANK STRATEGY 2025



SUSTAINABILITY



SUSTAINABILITY AT OBERBANK

E

Environment

- Clear commitment to the goal of the Paris Climate Agreement to limit global warming to **1.5°C**
- **Decarbonisation of the credit portfolio** by applying exclusion and positive criteria
- **Impact reporting:** measurement and reporting on the impact of our loans (CO2 reduction)
- **Climate neutrality of own operations** (in Scope 1 & Scope 2) by 2025

S

Social

- **Fair employer & employee satisfaction**
- Sustainable **human resources development** & active **health management**
- **Employee participation scheme:** one of the oldest employee participation schemes in Austria
- **Social responsibility:** we support numerous initiatives in our regions

G

Governance

- Identification and measurement of **ESG risks** in our credit portfolio
- Proactive **stakeholder dialogue** as a fixed component of sustainability management
- Implementation of an **in-house sustainability organization**
- **Compliance:** high quality training courses guaranteed for all employees

We make concrete, measurable contributions to help achieve the UN Sustainable Development Goals:



STRATEGIC FIELDS OF ACTION UNTIL 2025



Governance

Commitment to 1.5 C goal

Sustainability is part of the overall bank strategy

Engagement in ESG initiatives

Dialogue with stakeholders



Finance & lending policy

Minimum of EUR 1.5 billion in sustainable loans granted to individuals

Decarbonisation of the portfolio

Impact reporting:

50 % of all new issues meet ESG criteria (green/social bonds)



Asset Management

Increasing the volume of sustainable 3BG retail funds to more than EUR 1 billion



Environment

Climate neutrality
Scope 1 & Scope 2

CO₂ carbon footprint per employee < 1 ton CO₂



Society

Commitment to regionality principle

95 % of our sponsoring budget goes into our markets

Procurement primarily from the region



Customers

Retain high customer satisfaction rating (Net Promoter Score > 60)

Digitisation degree of customers > 80 %



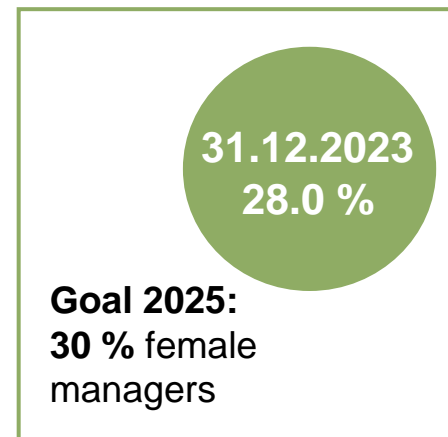
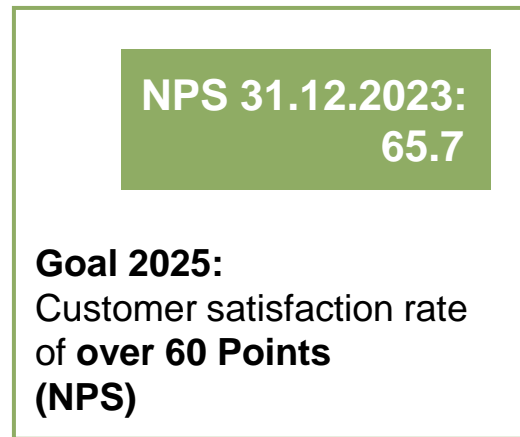
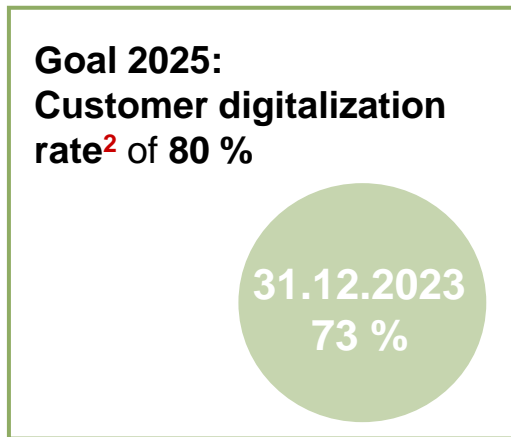
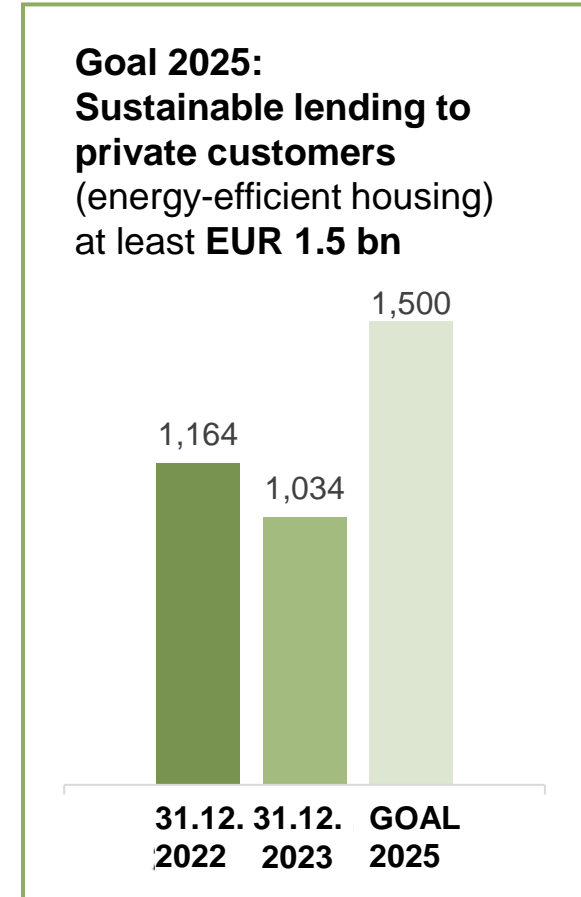
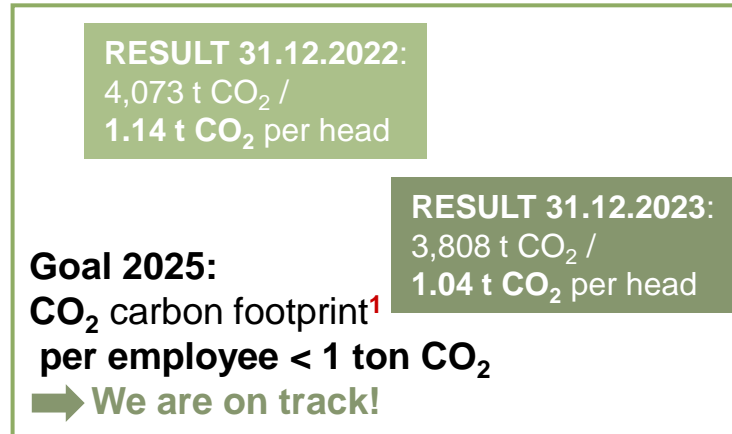
Employees

Next generation: 80 % of management staff recruited from within the company

Gender balance: 30 % female management staff



ON THE WAY TO ACHIEVING OUR SUSTAINABILITY GOALS 2025



¹ CO₂ emissions in Scope 1 und Scope 2 (location-based)

² measured by the use of the customer portal



OUR BIGGEST CHALLENGE: DECARBONIZING OUR CREDIT PORTFOLIO

- Clear commitment to the goals of the Paris Climate Agreement is an integral part of Oberbank's sustainability strategy.
- In order to contribute to reaching the Paris goals, our greatest leverage lies in steering our credit portfolio towards carbon neutrality.

Decarbonizing our credit portfolio – next steps:

- 1. First disclosure of our portfolio's CO₂-emissions in our 2022 sustainability report**
(applying PCAF-methodology) 
- 2. Development of a roadmap to decarbonize** our credit portfolio –
in accordance with regulatory requirements on the national and European level.

Oberbank AG has committed to set science-based targets with the Science Based Targets initiative.



SUSTAINABILITY ORGANISATION

Oversight

Oberbank AG Supervisory Board

Management Board

Full Management Board

Franz Gasselsberger, Josef Weissl, Florian Hagenauer, Martin Seiter, Isabella Lehner, Romana Thiem

Management Board Member responsible for sustainability

Isabella Lehner

Strategy and steering

ESG Unit
Sustainability hub

Sustainability Steering Committee
Full Management Board & department heads

Implementation

Sustainability Officers
of the central departments



ESG Unit staff

All employees
When working on projects, brainstorming




RATINGS, AWARDS, MEMBERSHIPS & PARTICIPATION


Ratings & Awards
(Selection)



Corporate ESG Performance




Prime C+



MSCI ESG RATINGS


AA

| | | | | | | |
|-----|---|----|-----|---|----|-----|
| CCC | B | BB | BBB | A | AA | AAA |
|-----|---|----|-----|---|----|-----|



Austrian Sustainability Reporting Award

ASRA 2023



VONIX 24/25

Memberships & Participation in industry initiatives
(Selection)



TCFD TASK FORCE ON CLIMATE-RELATED FINANCIAL DISCLOSURES



respACT
austrian business council
for sustainable development



PCAF Partnership for Carbon Accounting Financials



ÖGUT

WE SUPPORT




UN GLOBAL COMPACT

Participant in the industry initiative of the United Nations Global Compact

ISS ESG 28.12.2023; ISS ESG is the responsible investment arm of Institutional Shareholder Services Inc., the world's leading provider of environmental, social, and governance solutions for asset owners, asset managers, hedge funds, and asset servicing providers.
Source: <https://www.issgovernance.com/esg/ratings/>



REAL ESTATE MARKET

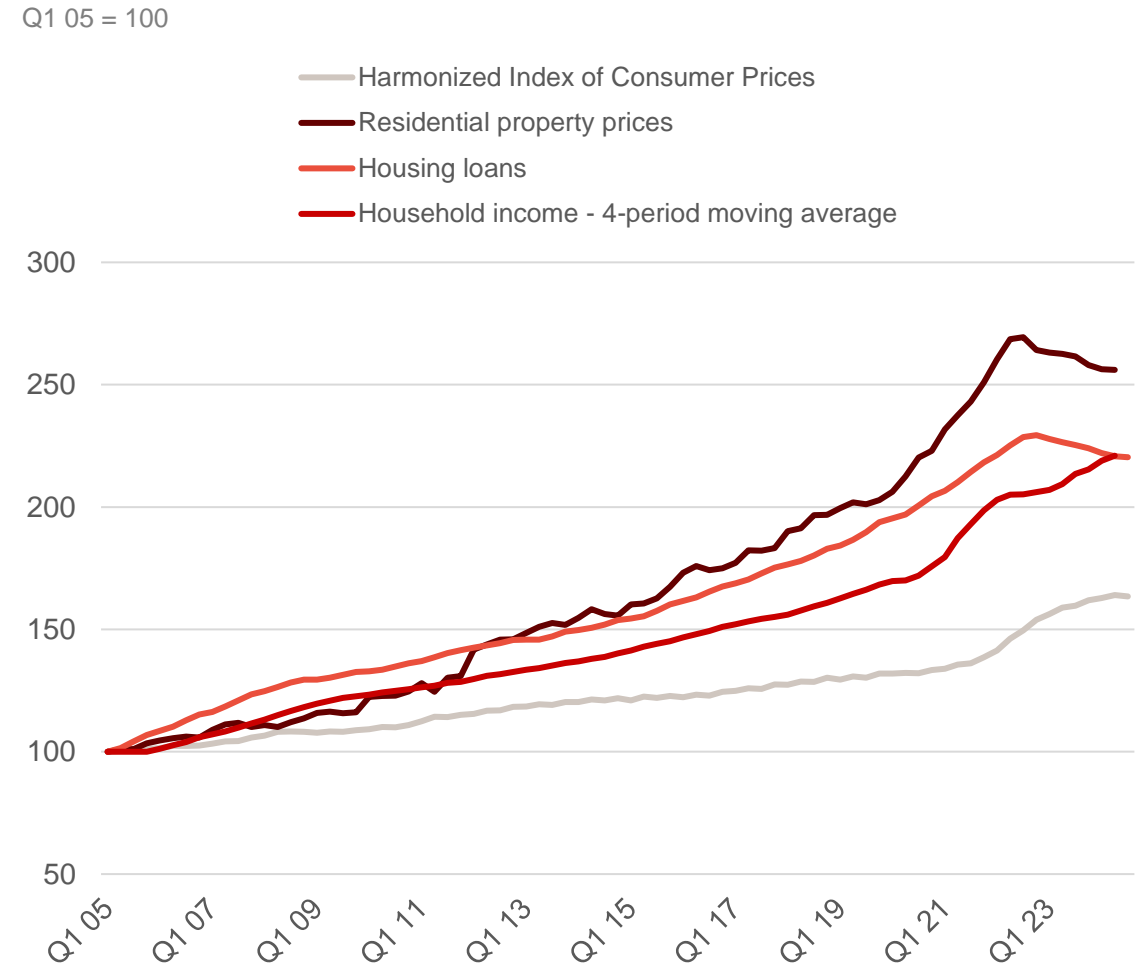


DEVELOPMENT OF THE REAL ESTATE MARKET IN AUSTRIA

Real estate prices compared to consumer prices, credit and income

— After 8 quarters of growth of more than 10 % (year-on-year), a phase of stabilization is likely to set in

— Prices in Austria have risen 2.7 times since 2005 and have doubled since 2010



Source: OeNB-Immobilienmarkt-Dashboard

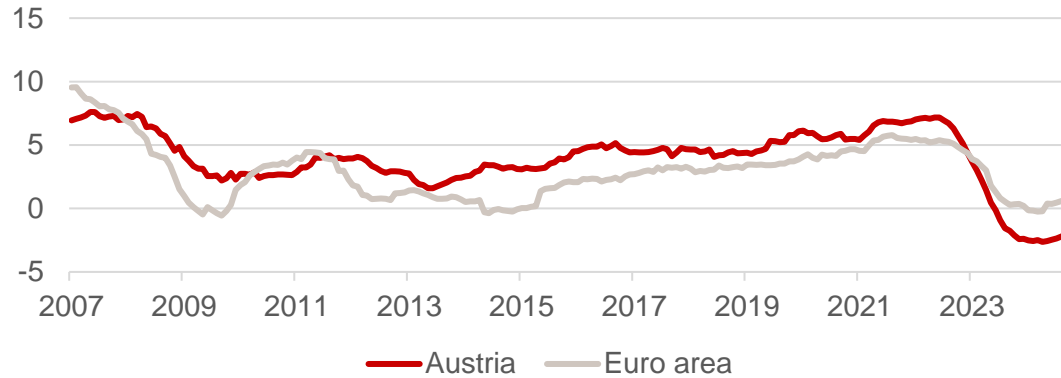
Source: Data Science GmbH (DSS), TU Wien, Prof. Feilmayr, OeNB, EZB, Eurostat



SHARP DECLINE IN LOANS AND APPROVALS

Housing loans to the household sector - Austria compared with the euro area

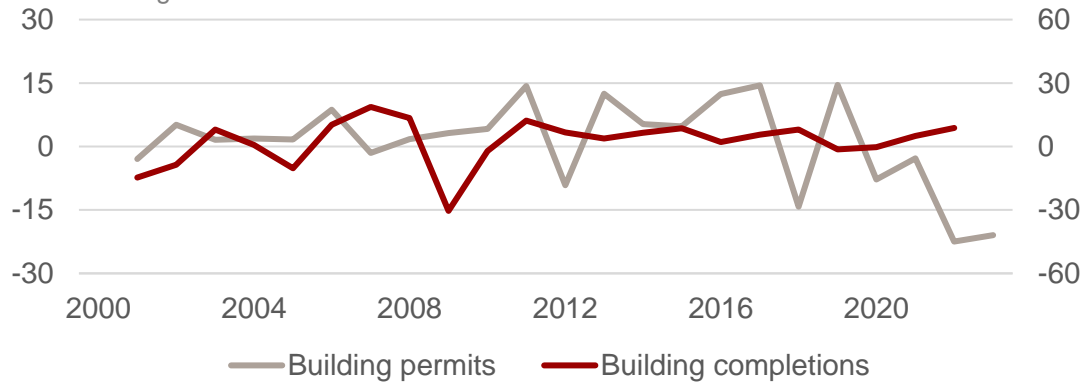
Annual change %



Source: OeNB, EZB

Building permits and completions

Annual change %



Source: Statistik Austria, TU Wien, DSS GmbH, OeNB, EZB
Source: OeNB-Immobilienmarkt-Dashboard

- Sharp decline in housing loans since August 2022
- Decline in Austria higher than in euro area
- Significant decline closely linked to rising interest rates
- Partly pull-forward effects from KIM-V (Kreditinstitute-Immobilienfinanzierungsmaßnahmen-Verordnung)
- Significant decline in building permits

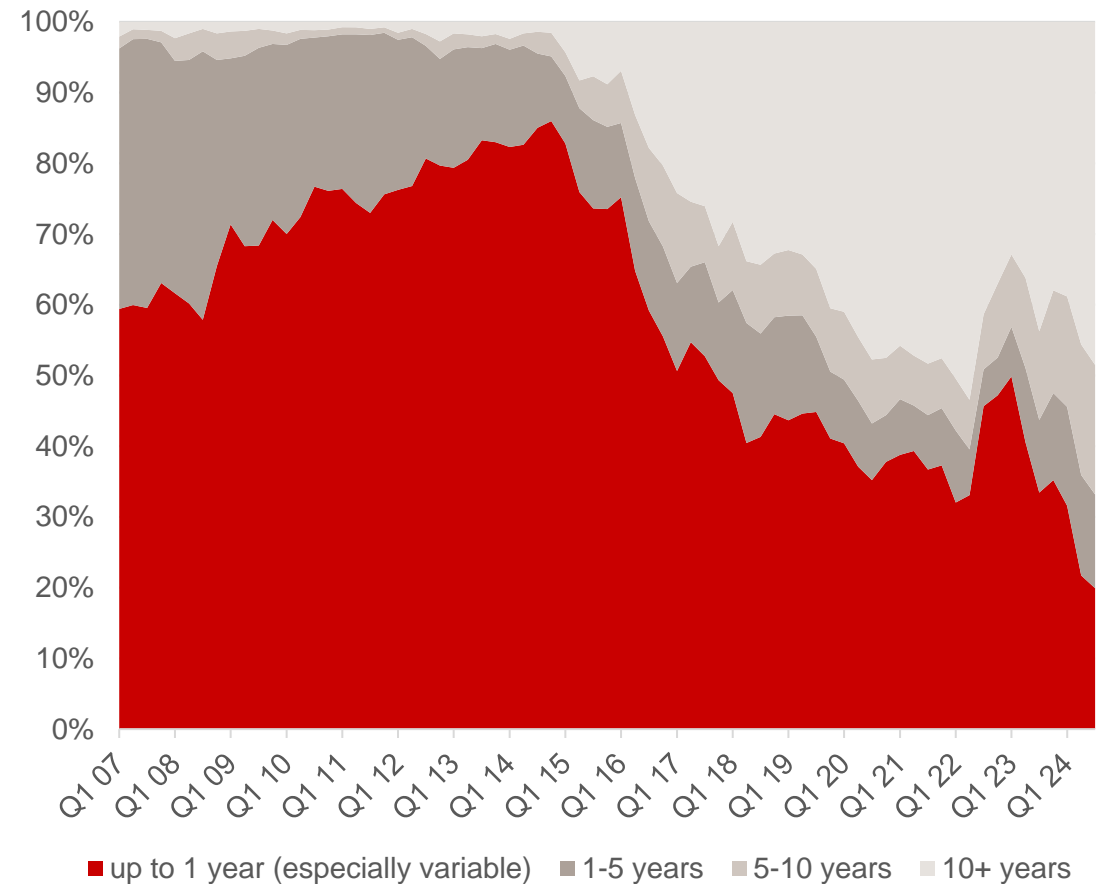


DEVELOPMENT OF THE REAL ESTATE MARKET IN AUSTRIA

Fixed-interest periods for housing loans in Austria

- **Austria: Share of variable-rate loans remains high**
- **Share of variable-rate loans was still over 80 % in 2014 and has fallen significantly**
- **In comparison, the share of loans with fixed interest rates of up to 1 year, currently 19.9 %, is higher than in the euro area (14.6 % Q3 24)**

Share of new business in %




Source: OeNB-Immobilienmarkt-Dashboard

Source: OeNB, EZB

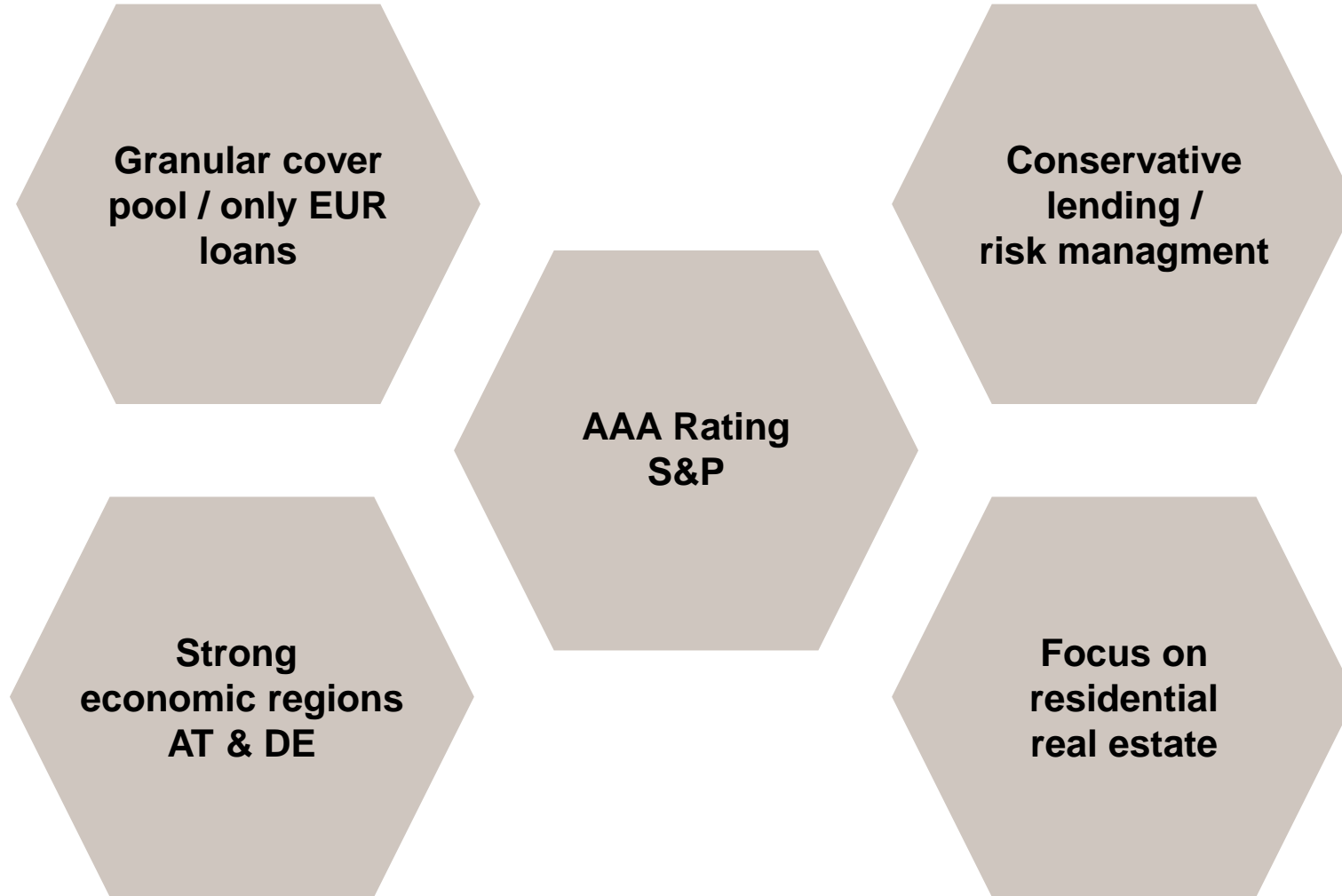
Note: New business incl. renegotiations



COVER POOL



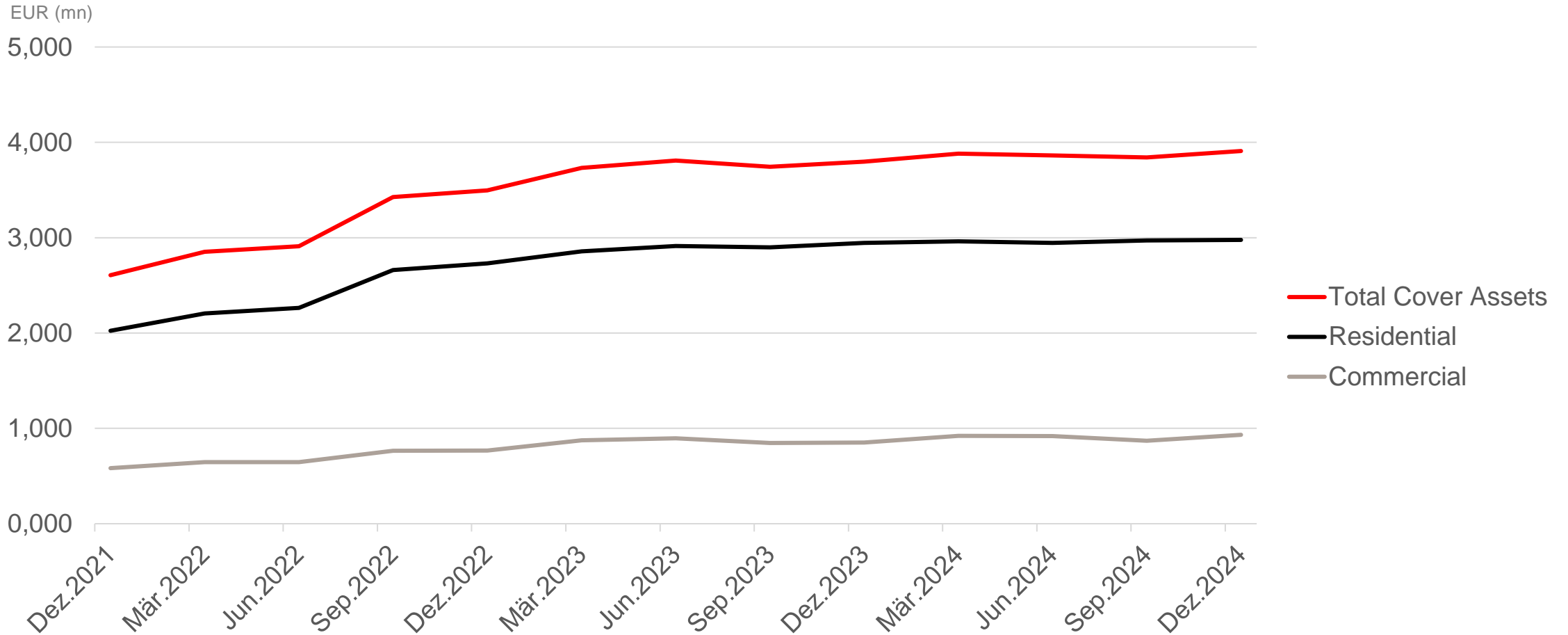
OBERBANK MORTGAGE-BACKED COVER POOL



Source: Oberbank AG
As of: 31.12.2023



COVER POOL – FOCUS RESIDENTIAL

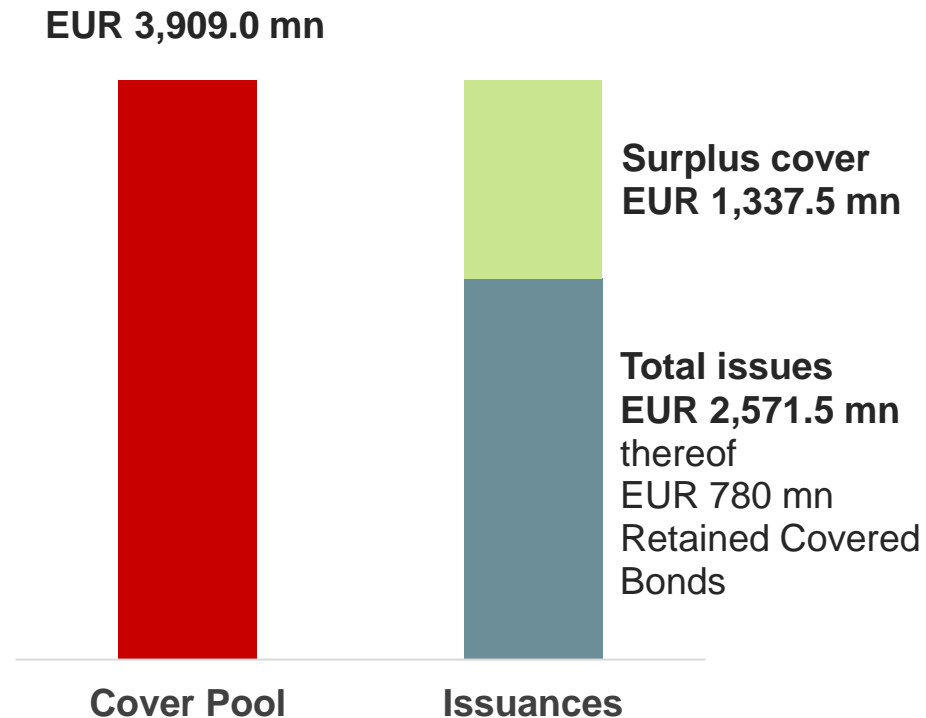


Source: ATT Cover Pool Reporting 31.12.2021 – 31.12.2024
As of: 31.12.2024

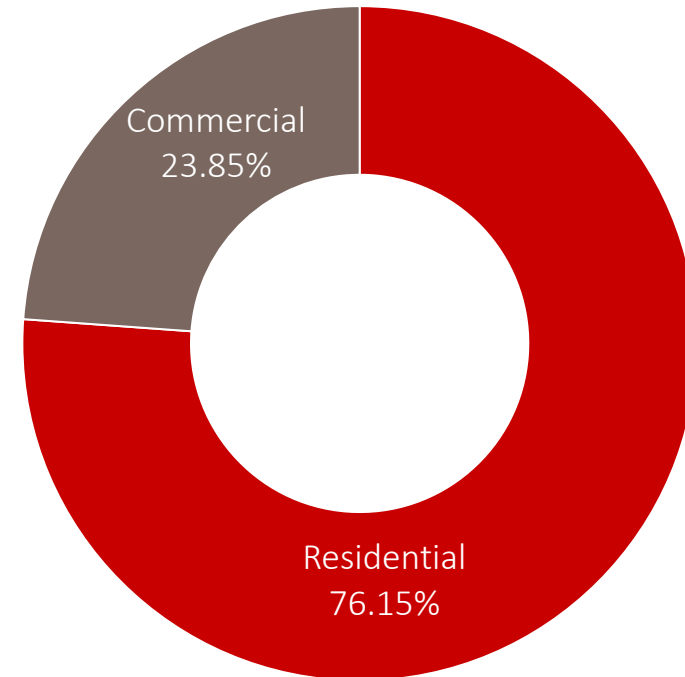


HIGH OVERCOLLATERALISATION – FOCUS ON HOUSING SECTOR

Cover Pool



Portfolio

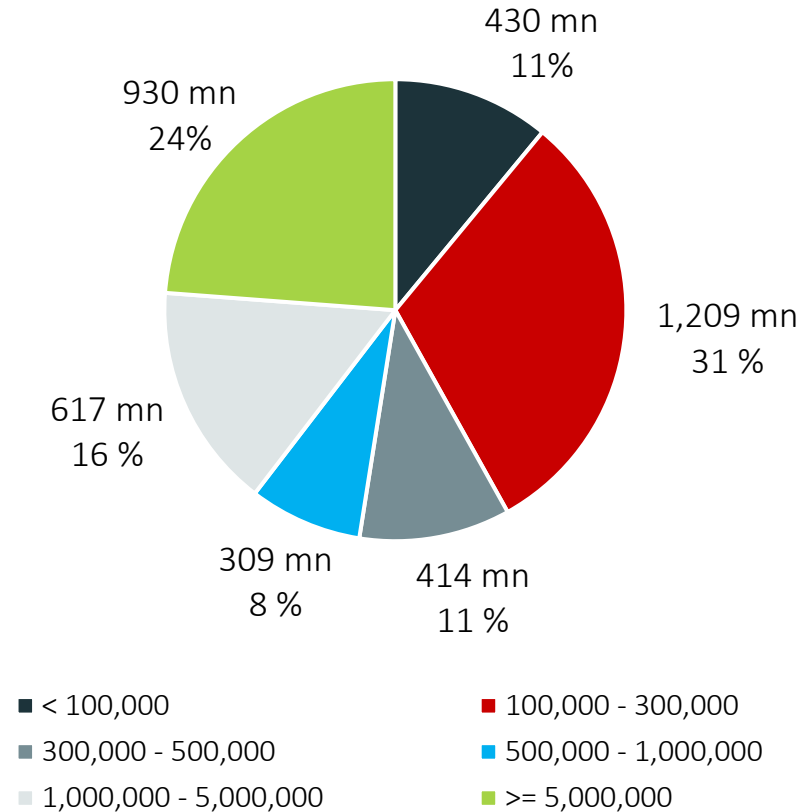


Source: ATT Cover Pool Reporting as of 31.12.2024

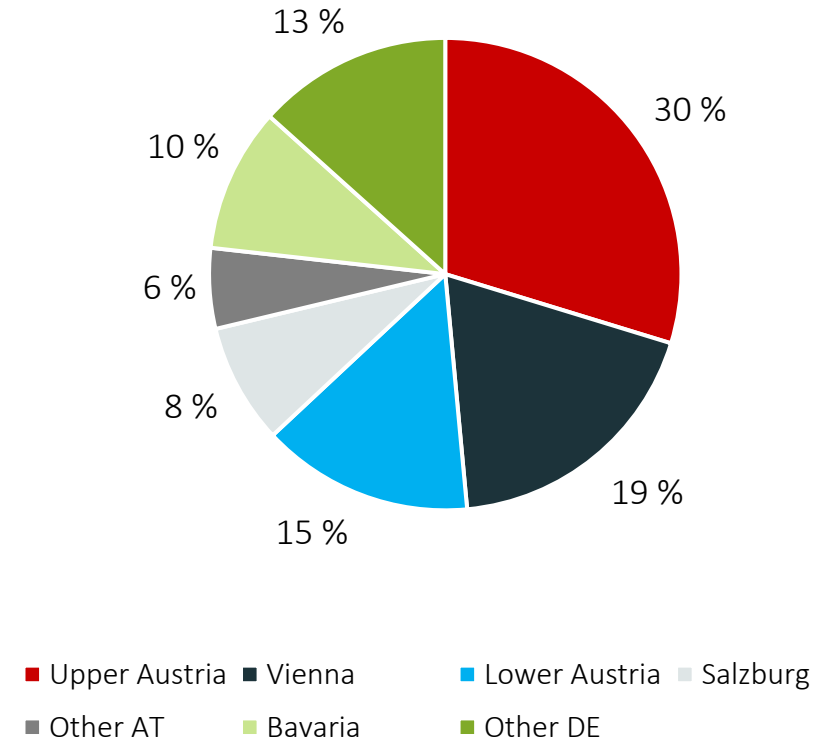


COVER POOL - COMPOSITION

Granularity – 42 % < 300,000 EUR €



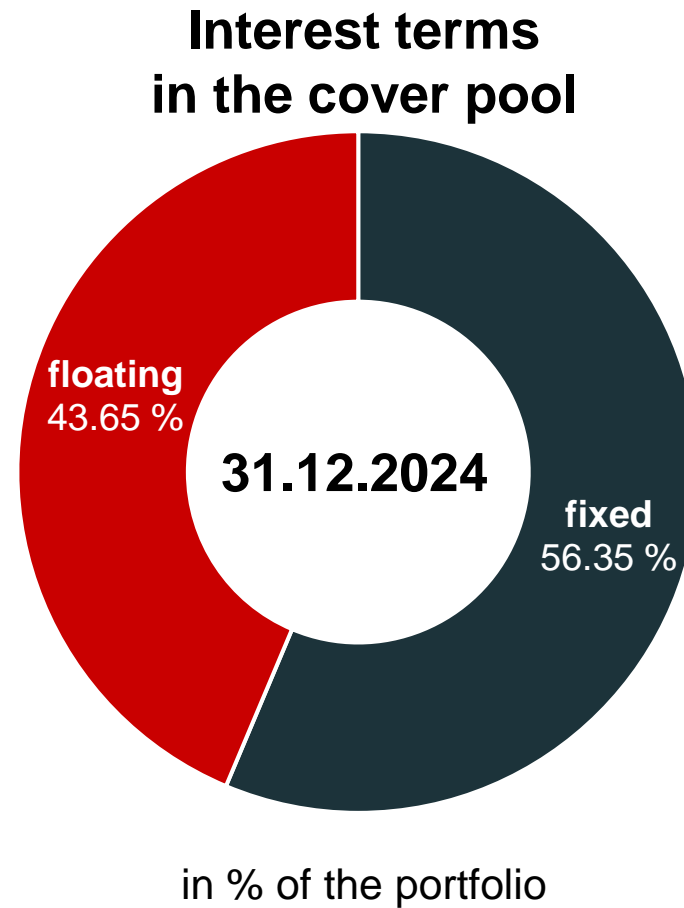
Regional distribution



Source: ATT Cover Pool Reporting as of 31.12.2024




TREND TOWARD FIXED INTEREST RATES FOR HOUSING LOANS



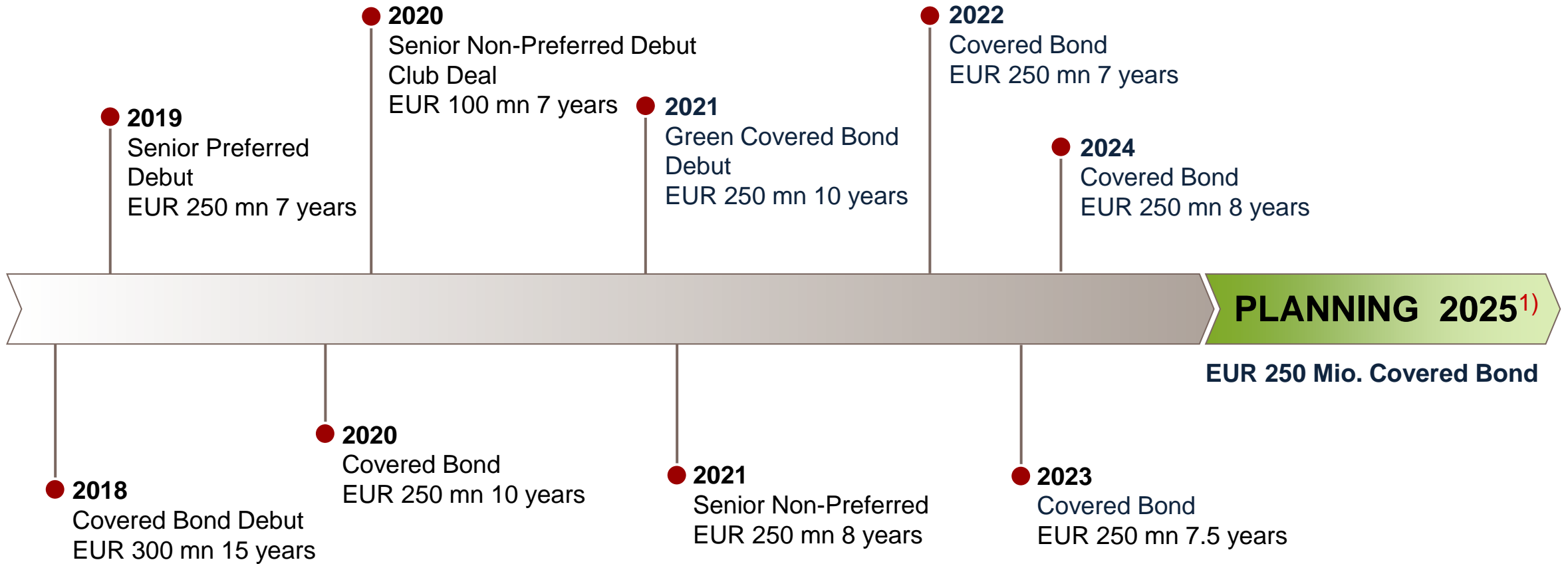
Source: ATT Cover Pool Reporting as of 31.12.2024



FUNDING



FUNDING ACTIVITIES



¹⁾ The planning status is 31.12.2024. Issuances cannot be guaranteed, because they depend on the market situation and other economic and regulatory factors.

Source: Oberbank AG, Icon made by Darius Dan from www.flaticon.com
As of 31.12.2024



SUMMARY



¹⁾ Interim Report to Shareholders as at 30. September 2024

²⁾ As of 24.02.2023 Issuer rating by Standard & Poor's



CONTACTS



Florian Hagenauer

Member of the Board

+43 / 732 / 7802 - 37206

+43 / 664 / 805565 000

florian.hagenauer@oberbank.at



Dir. Robert Musner, MBA

Head of Treasury & Trading

+43 / 732 / 7802 - 32640

+43 / 664 / 805565 224

robert.musner@oberbank.at



Nora Berger

Sustainability Management

+43 / 732 / 7802 - 37127

+43 / 664 / 805565 551

nora.berger@oberbank.at



Thomas Katzlinger

**Group Head
Trading / Capital Markets**

+43 / 732 / 7802 - 32637

+43 / 664 / 805565 534

thomas.katzlinger@oberbank.at

Source: Oberbank AG



DISCLAIMER

This presentation ("Presentation") has been prepared by Oberbank AG ("Company") exclusively for advertising purposes. It serves merely as information and does not constitute a financial analysis or advice or recommendation for any financial instrument; neither does it constitute an offer to sell or a solicitation to buy securities of the Company.

Neither the Company nor the management or staff of the Company or affiliated companies are under the obligation to update the data contained in this Presentation or to adjust the data to future events and developments; neither do they make any declarations, warranties or representations - explicitly or implied - to the effect that the statements in this Presentation are correct, complete and not misleading.

This Presentation or any copy of it is not permitted to be brought to or published in the United States of America, Australia, Canada, Japan, Ireland, United Kingdom or any other country in which the distribution, the use and the publication of these materials are against the law. The securities have not been registered pursuant to the United States Securities Act of 1933 or any other authority of a U.S. state or pursuant to the applicable securities laws of Australia, Canada, Japan, Ireland or the United Kingdom and are not permitted to be offered for sale or sold in the United States or for the account of a US person or another person who is a resident of Australia, Canada, Japan, Ireland or the United Kingdom. There will be no public offering of the securities in the United States, Australia, Canada, Japan, Ireland or the United Kingdom.

Potential recipients of this Presentation may not interpret the contents of this Presentation as advice in legal, tax or investment matters, and must reach their own assessments with respect to such matters and other consequences of an investment in the Company or in securities issued by the Company, including the benefits of investments and the related risks.

By accessing this Presentation, you confirm to the Company that you are (i) permitted to receive such information under all applicable laws, and (ii) that you alone are responsible for your own assessment of the market position of the Company and will conduct your own analysis, furthermore, you are solely responsible for reaching an opinion on the potential development of the Company.

Although the Company assesses the sources used in this Presentation as reliable, we do not assume any liability for the completeness or correctness of the information provided in this Presentation. In particular, the Company does not assume any liability for the correctness of the figures given. The figures given in this Presentation refer to the past. These can not be used to derive future trends.

Oberbank AG. Legal Form: Aktiengesellschaft (Joint Stock Company). Registered Office: Untere Donaulände 28, A-4020 Linz, Austria.
Commercial Register No.: FN 79063 w, Landesgericht Linz (State Court of Linz)

